



October

# Walla Walla Valley Real Estate Summary



(509) 525-2151 Windermere Real Estate/Walla Walla

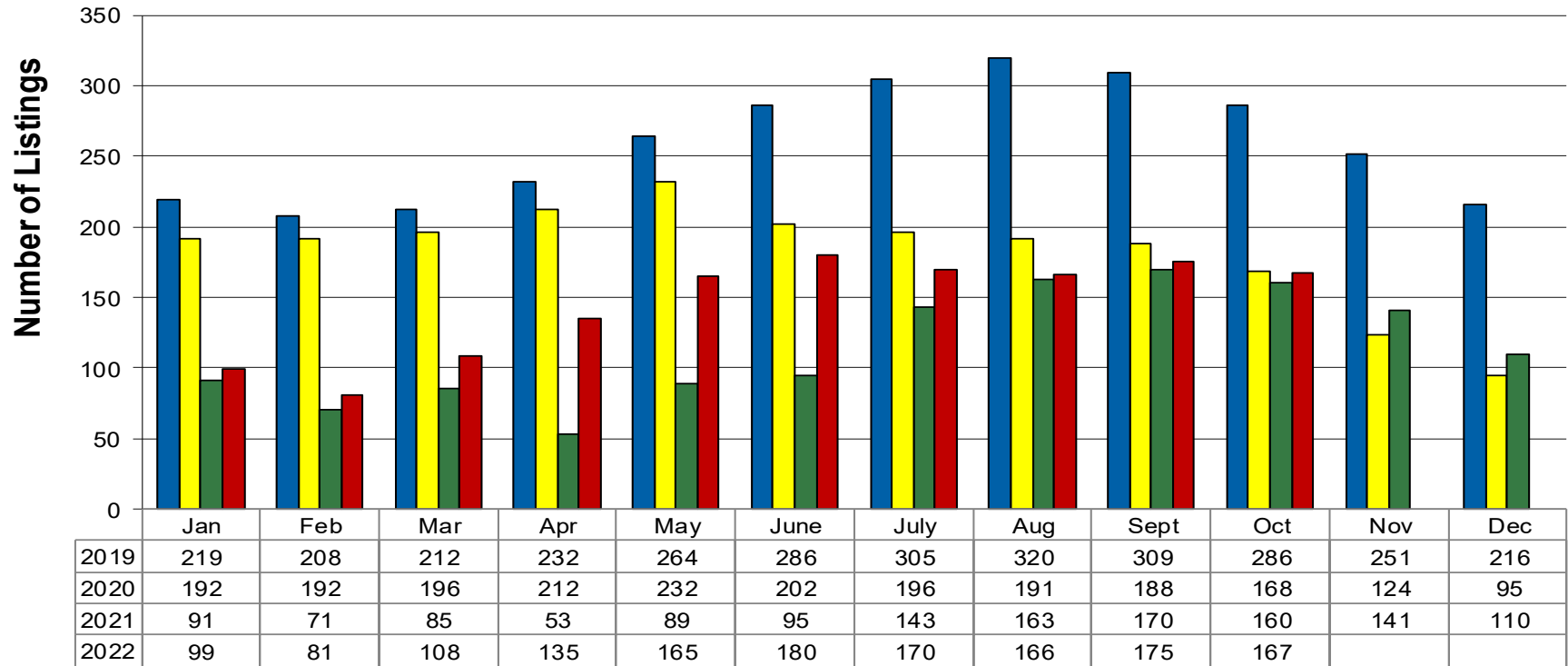
Data is from source deemed reliable, but is not warranted by WWAR members. All information compiled from MLS Statistical Reports. Listing and selling brokers are not responsible for errors in data.





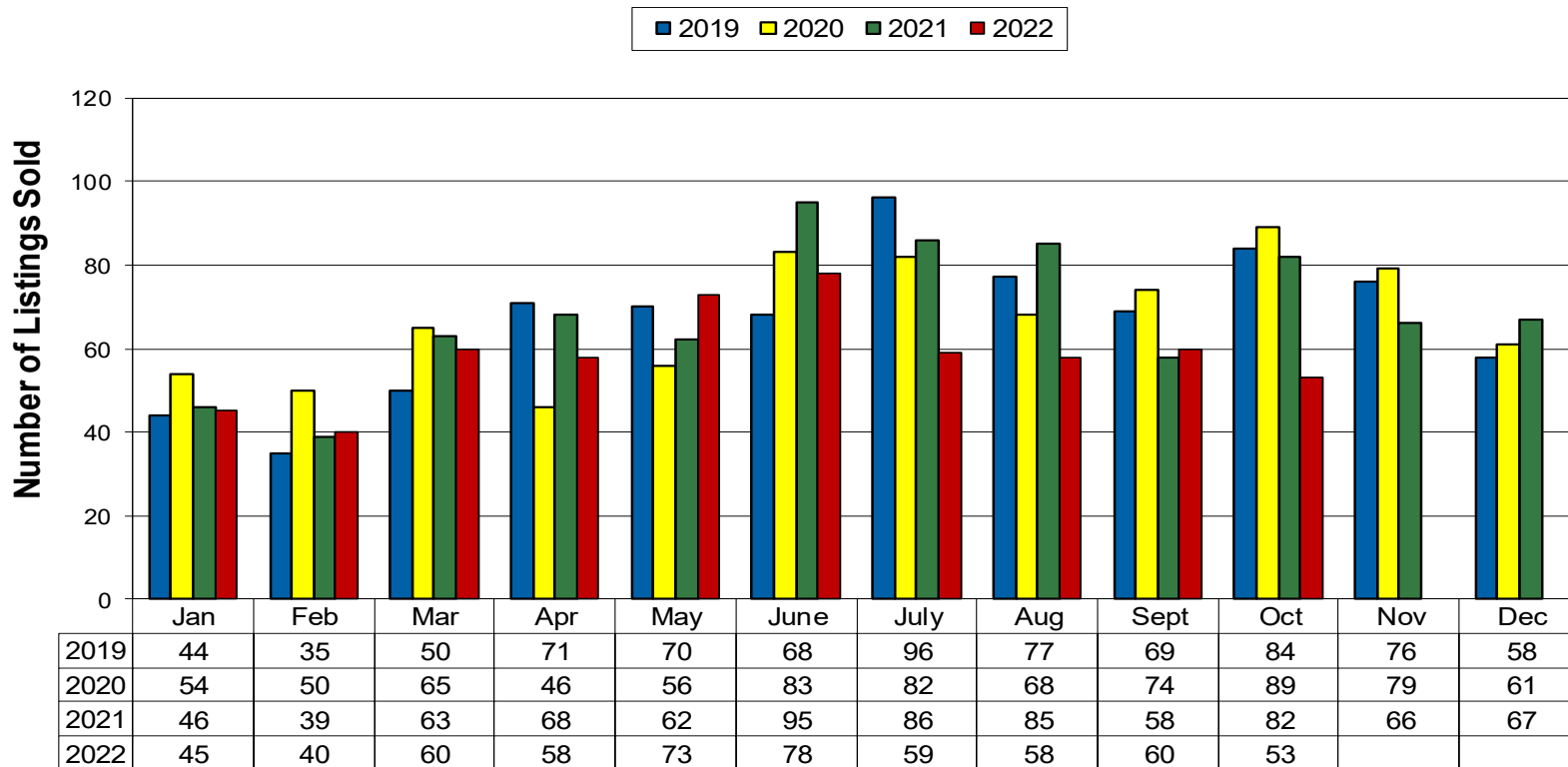
### 12 Month Residential Inventory Comparison - Single Family Homes

■ 2019 ■ 2020 ■ 2021 ■ 2022



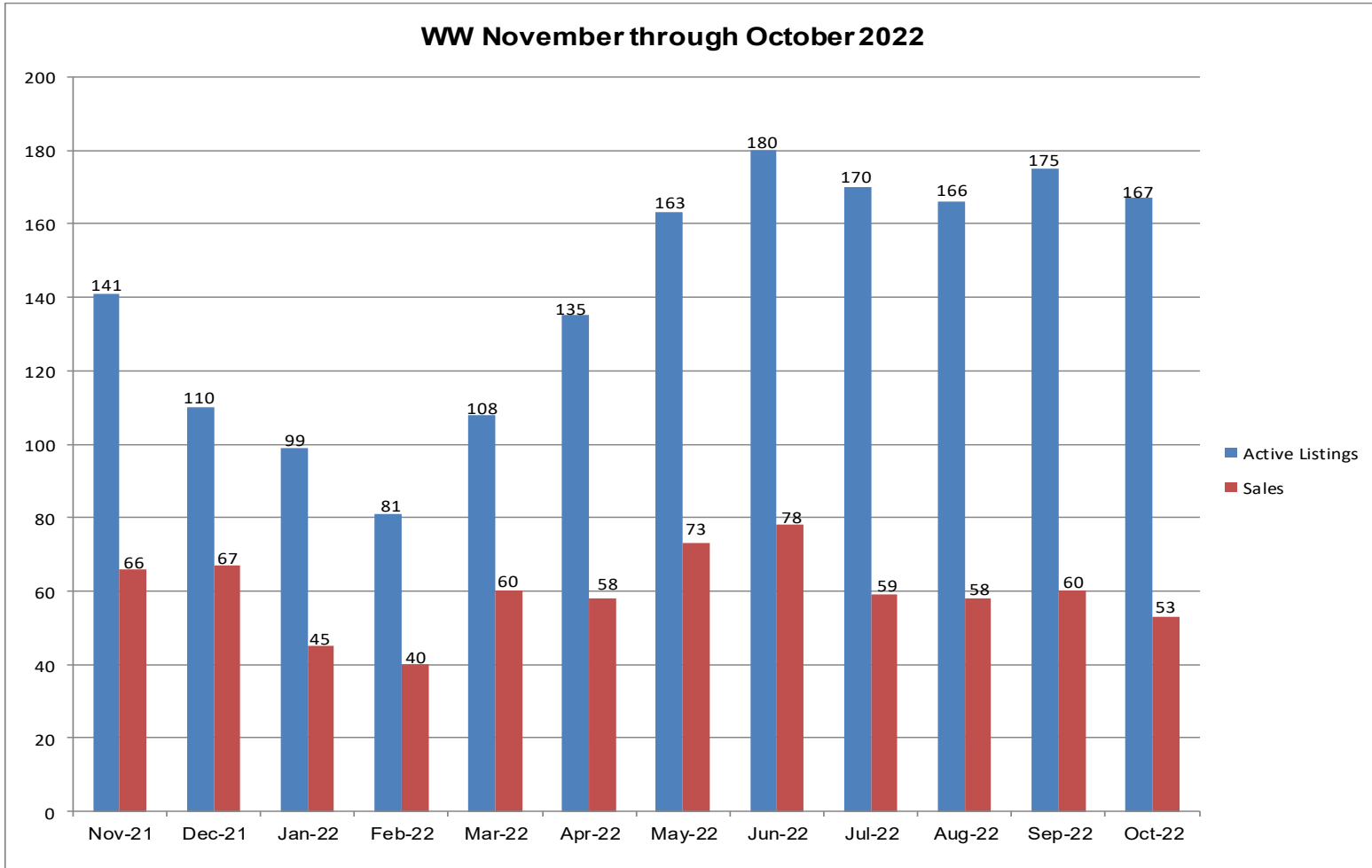


## 12 Month Residential Closing Comparison - Single Family Homes





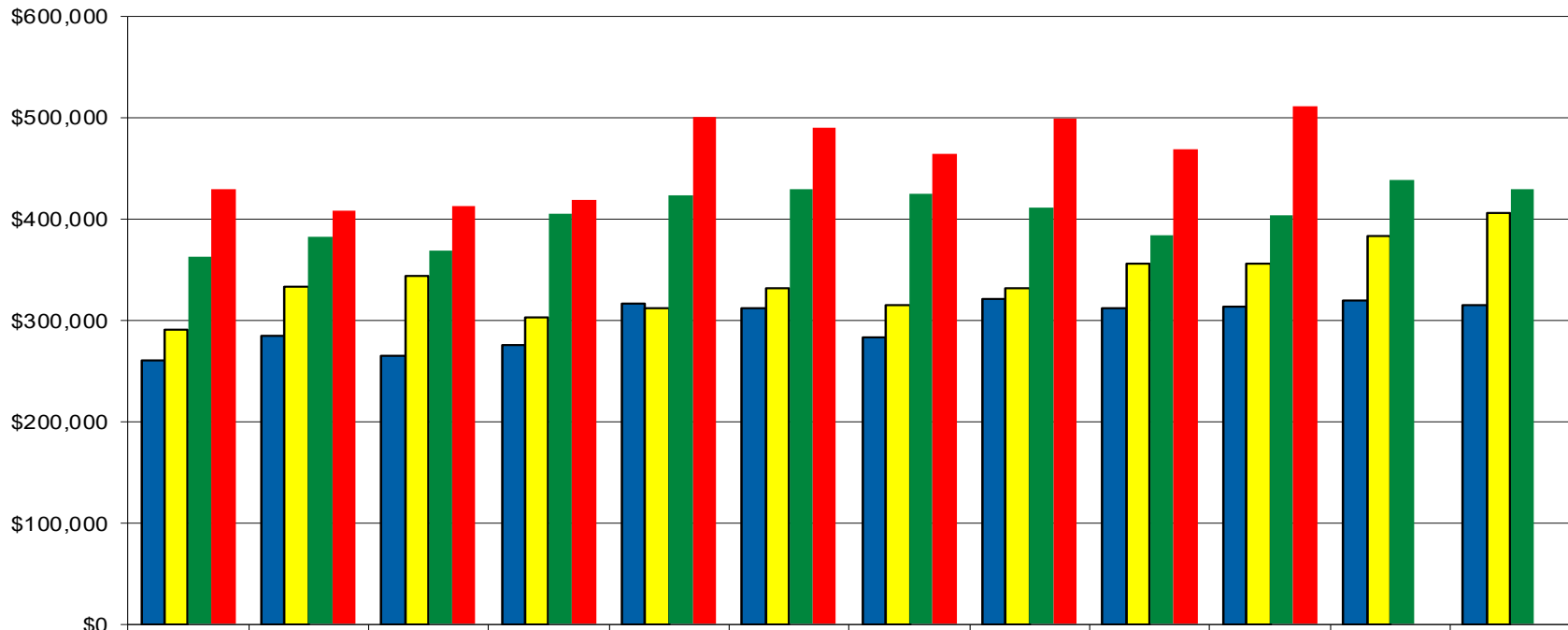
### WW November through October 2022





### Monthly Average Residential Sales Price Single Family Homes

■ 2019 ■ 2020 ■ 2021 ■ 2022

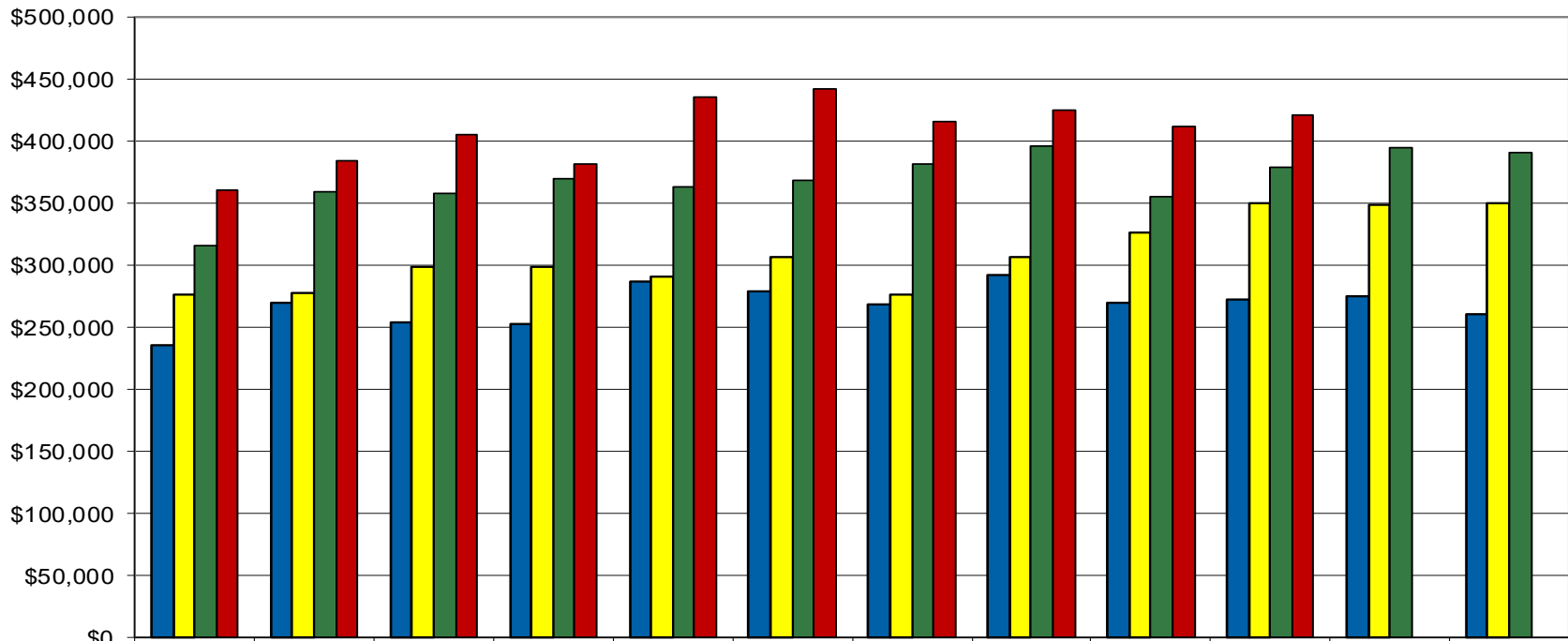


\$0	Jan	Feb	Mar	Apr	May	June	July	Aug	Sept	Oct	Nov	Dec
2019	\$260,093	\$284,100	\$264,668	\$275,601	\$316,186	\$311,953	\$282,305	\$320,898	\$311,874	\$313,486	\$318,762	\$314,157
2020	\$290,362	\$332,365	\$343,752	\$302,273	\$311,815	\$331,214	\$313,730	\$330,993	\$355,534	\$355,155	\$382,278	\$405,566
2021	\$361,494	\$381,158	\$367,881	\$405,002	\$423,294	\$428,849	\$424,007	\$411,344	\$383,130	\$403,122	\$438,289	\$429,070
2022	\$429,055	\$408,248	\$411,474	\$418,767	\$500,487	\$488,726	\$463,026	\$498,196	\$468,352	\$510,911		



### Monthly Median Residential Sales Price Single Family Homes

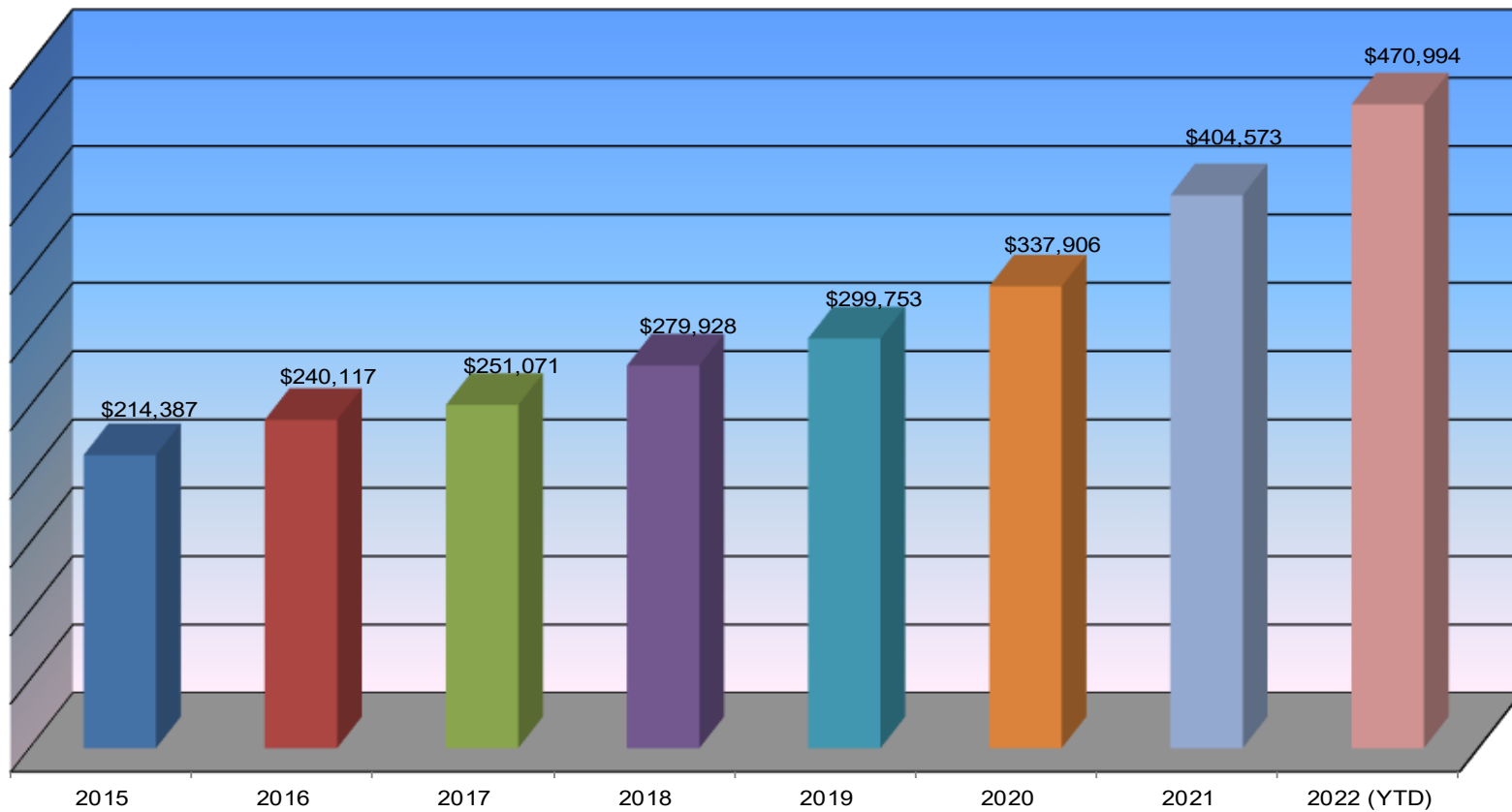
■ 2019 ■ 2020 ■ 2021 ■ 2022



	Jan	Feb	Mar	Apr	May	June	July	Aug	Sept	Oct	Nov	Dec
■ 2019	\$235,500	\$270,000	\$253,250	\$252,000	\$287,000	\$278,500	\$267,700	\$291,600	\$269,900	\$272,500	\$275,000	\$260,000
■ 2020	\$276,000	\$277,500	\$298,900	\$297,998	\$289,900	\$305,634	\$276,100	\$306,000	\$326,000	\$350,000	\$348,200	\$350,000
■ 2021	\$316,000	\$359,000	\$357,450	\$370,000	\$362,200	\$367,500	\$381,000	\$396,250	\$355,000	\$379,000	\$394,750	\$390,000
■ 2022	\$360,000	\$383,500	\$405,000	\$381,000	\$435,000	\$442,000	\$415,000	\$425,000	\$411,000	\$420,000		



### Walla Walla Valley Single Family Residential Homes Average Sales Price



(509) 525-2151 Windermere Real Estate/Walla Walla

Data is from source deemed reliable, but is not warranted by WWAR members. All information compiled from MLS Statistical Reports. Listing and selling brokers are not responsible for errors in data.





### Walla Walla Valley Single Family Residential Homes Number of Sales

