



July 2018

Walla Walla Valley Real Estate Summary



(509) 525-2151 Windermere Real Estate/Walla Walla

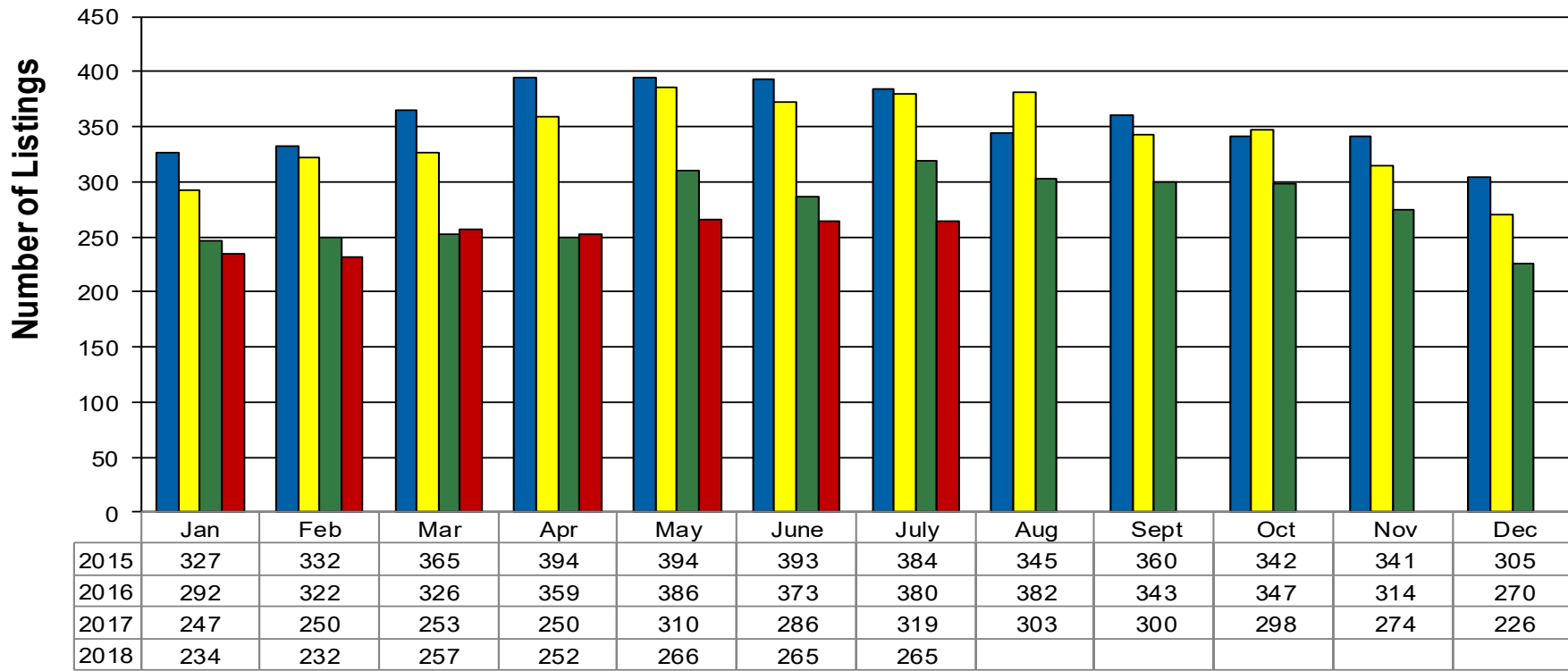
Data is from source deemed reliable, but is not warranted by WWAR members. All information compiled from MLS





12 Month Residential Inventory Comparison - Single Family Homes

■ 2015 ■ 2016 ■ 2017 ■ 2018



(509) 525-2151 Windermere Real Estate/Walla Walla

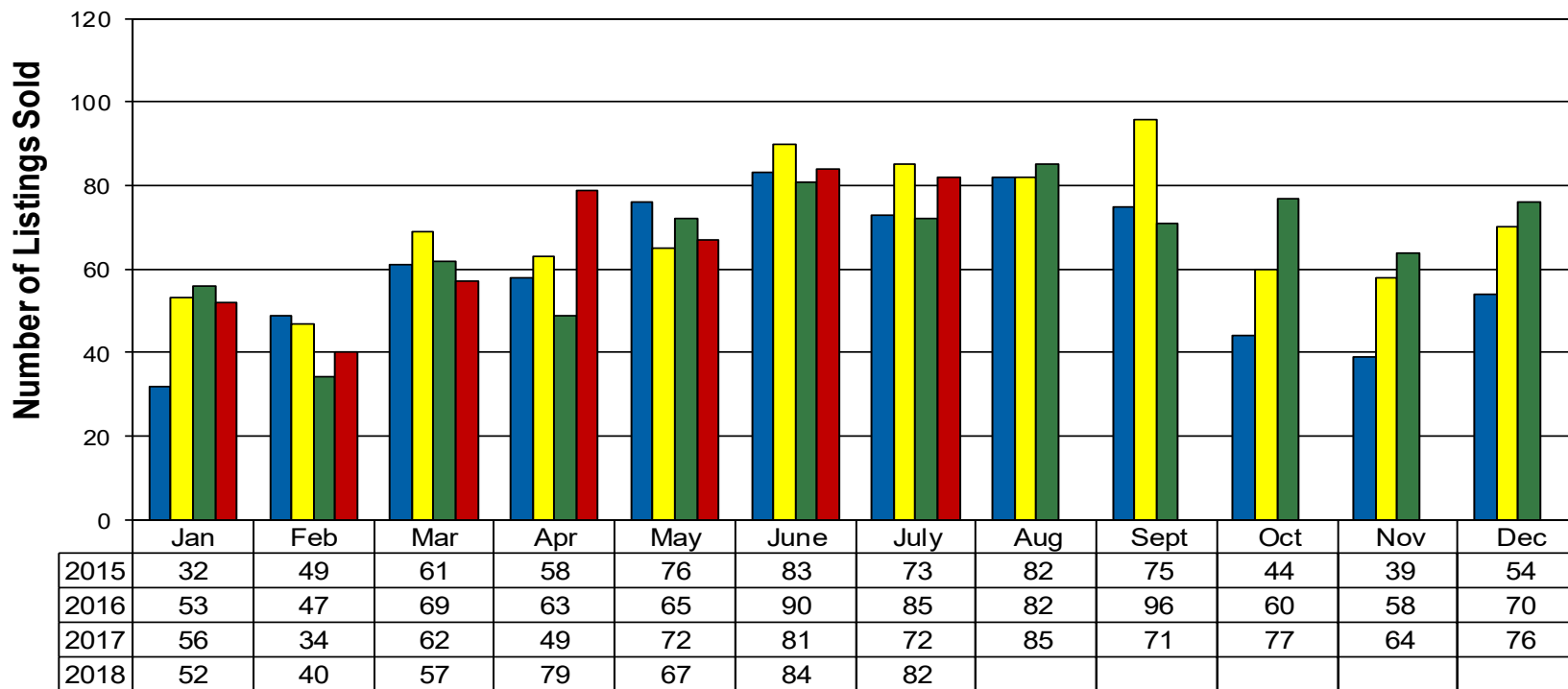
Data is from source deemed reliable, but is not warranted by WWAR members. All information compiled from MLS





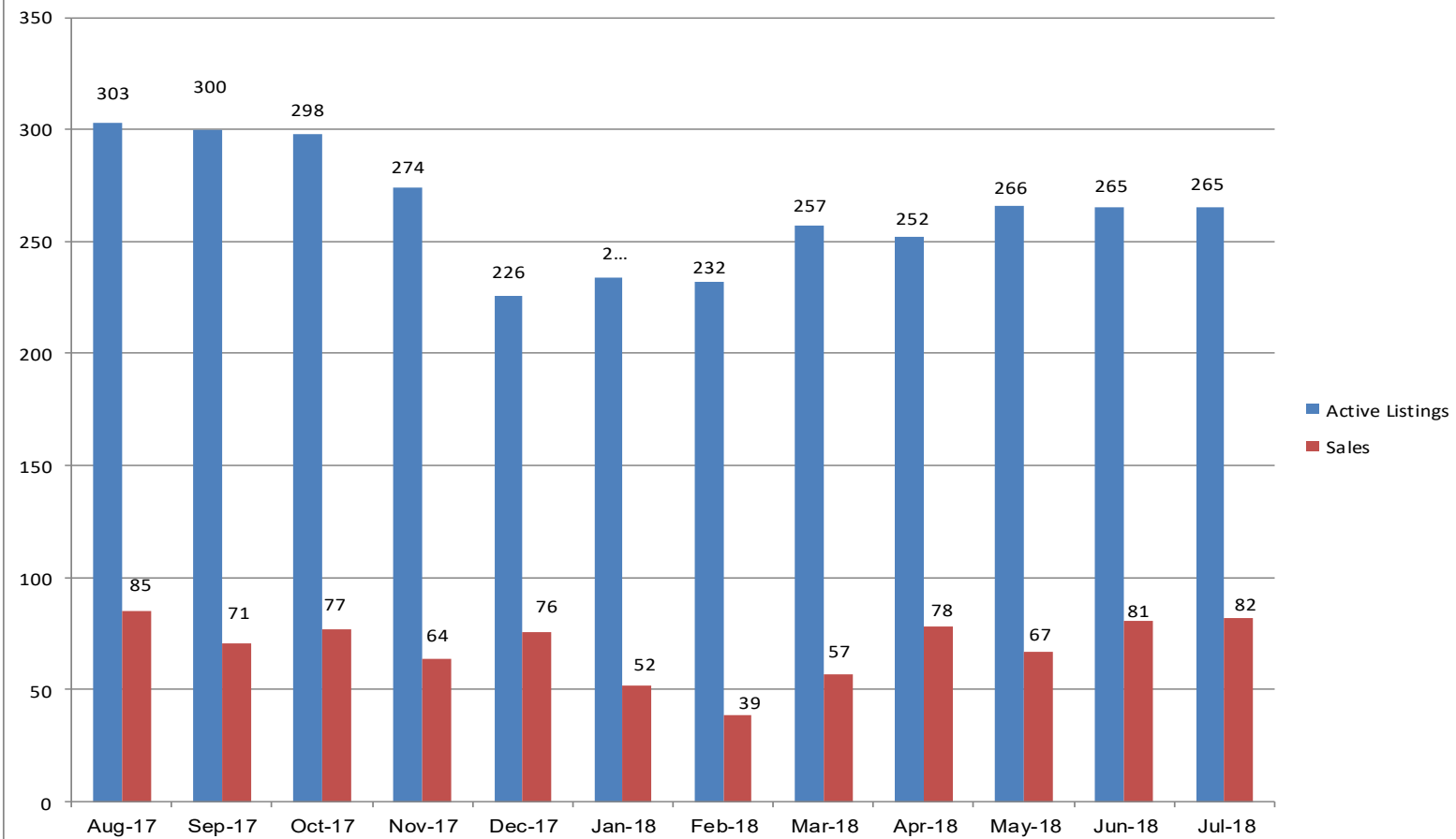
12 Month Residential Closing Comparison - Single Family Homes

■ 2015
 ■ 2016
 ■ 2017
 ■ 2018





WW August 2017 through July 2018



(509) 525-2151 Windermere Real Estate/Walla Walla

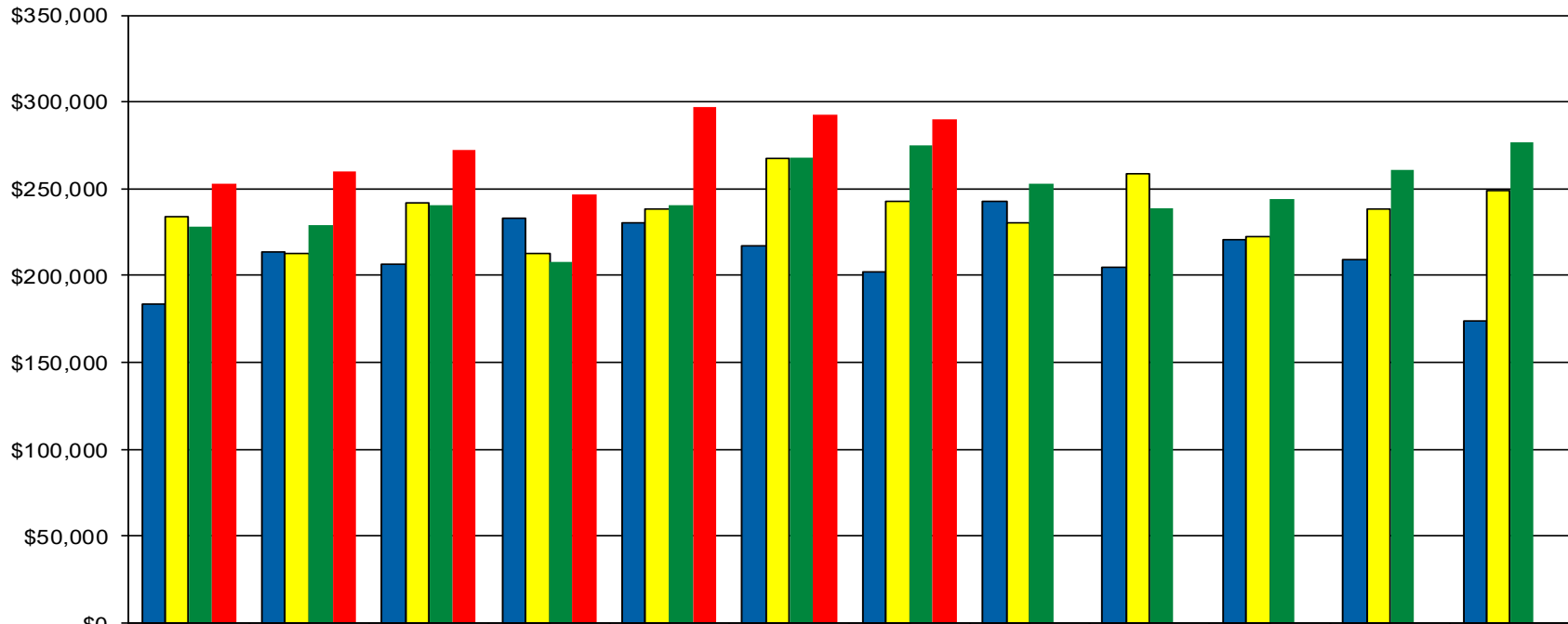
Data is from source deemed reliable, but is not warranted by WWAR members. All information compiled from MLS





Monthly Average Residential Sales Price Single Family Homes

■ 2015 ■ 2016 ■ 2017 ■ 2018



	Jan	Feb	Mar	Apr	May	June	July	Aug	Sept	Oct	Nov	Dec
2015	\$183,162	\$213,867	\$206,375	\$233,213	\$230,247	\$217,211	\$201,724	\$242,624	\$204,846	\$220,245	\$209,357	\$174,190
2016	\$234,028	\$212,443	\$242,187	\$212,897	\$238,051	\$267,160	\$242,457	\$229,977	\$258,624	\$222,336	\$237,959	\$249,265
2017	\$228,452	\$228,644	\$240,882	\$207,739	\$240,536	\$267,673	\$274,908	\$253,295	\$239,078	\$244,468	\$260,973	\$276,390
2018	\$253,189	\$260,184	\$272,468	\$246,941	\$296,866	\$292,192	\$289,688					



(509) 525-2151 Windermere Real Estate/Walla Walla

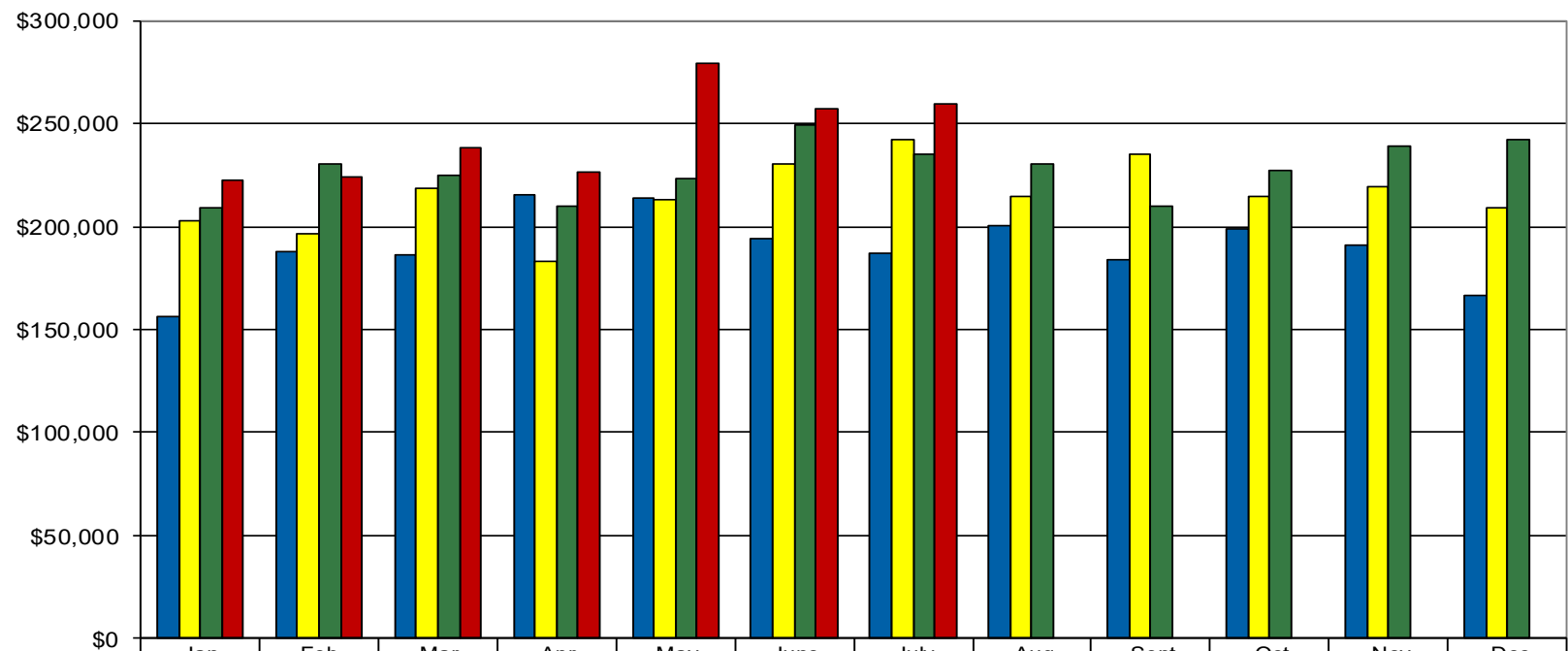
Data is from source deemed reliable, but is not warranted by WWAR members. All information compiled from MLS





Monthly Median Residential Sales Price Single Family Homes

■ 2015 ■ 2016 ■ 2017 ■ 2018



	Jan	Feb	Mar	Apr	May	June	July	Aug	Sept	Oct	Nov	Dec
■ 2015	\$156,500	\$188,000	\$186,000	\$215,000	\$213,875	\$194,293	\$187,000	\$200,023	\$183,500	\$199,000	\$191,250	\$166,500
■ 2016	\$202,750	\$196,450	\$218,250	\$182,868	\$213,000	\$230,000	\$242,032	\$214,500	\$235,000	\$214,496	\$219,300	\$209,000
■ 2017	\$209,450	\$230,000	\$224,520	\$210,000	\$223,500	\$249,000	\$235,500	\$230,000	\$209,500	\$227,500	\$238,788	\$242,450
■ 2018	\$222,750	\$224,000	\$238,000	\$226,362	\$279,000	\$257,000	\$259,700					



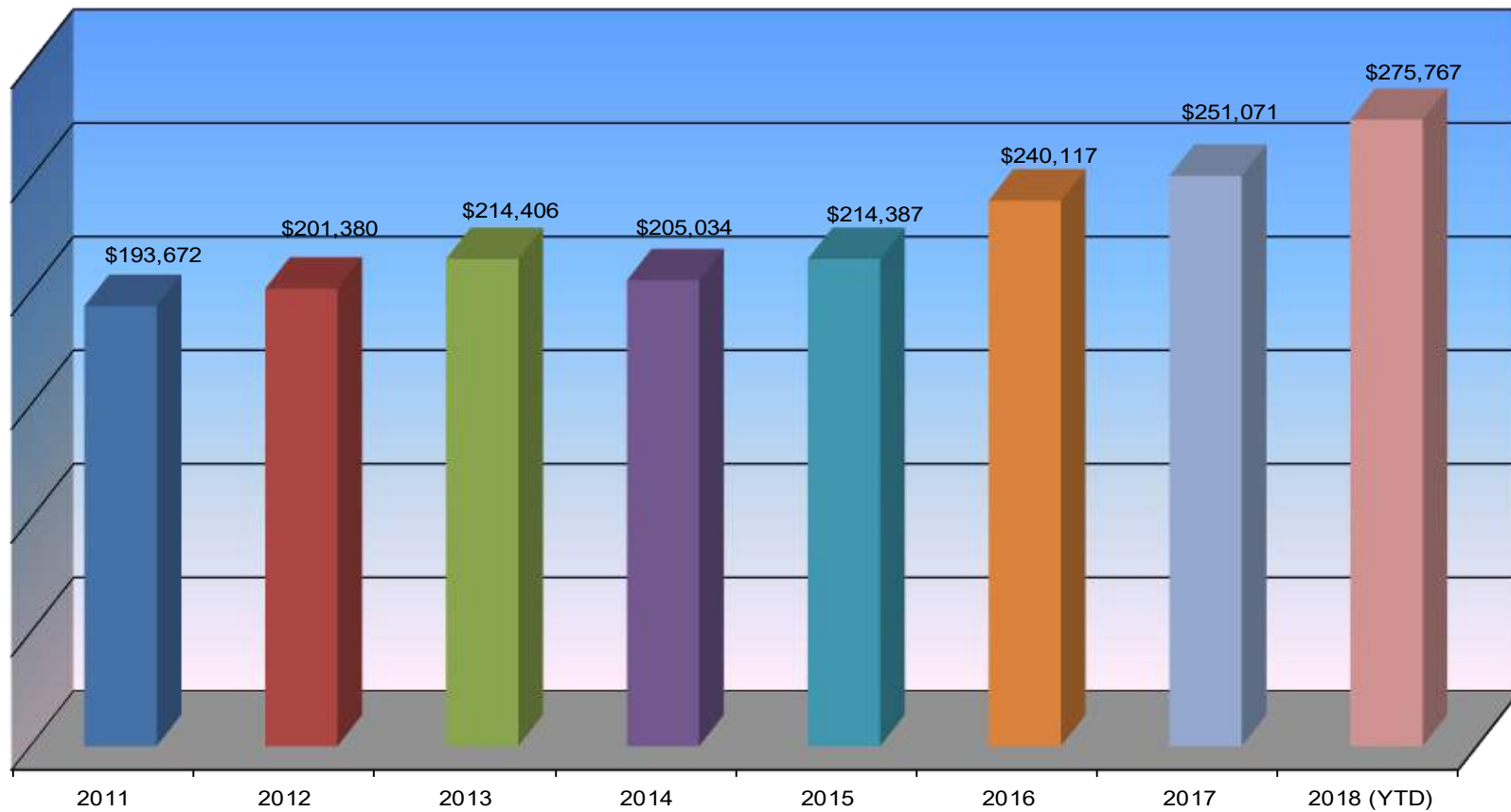
(509) 525-2151 Windermere Real Estate/Walla Walla

Data is from source deemed reliable, but is not warranted by WWAR members. All information compiled from MLS



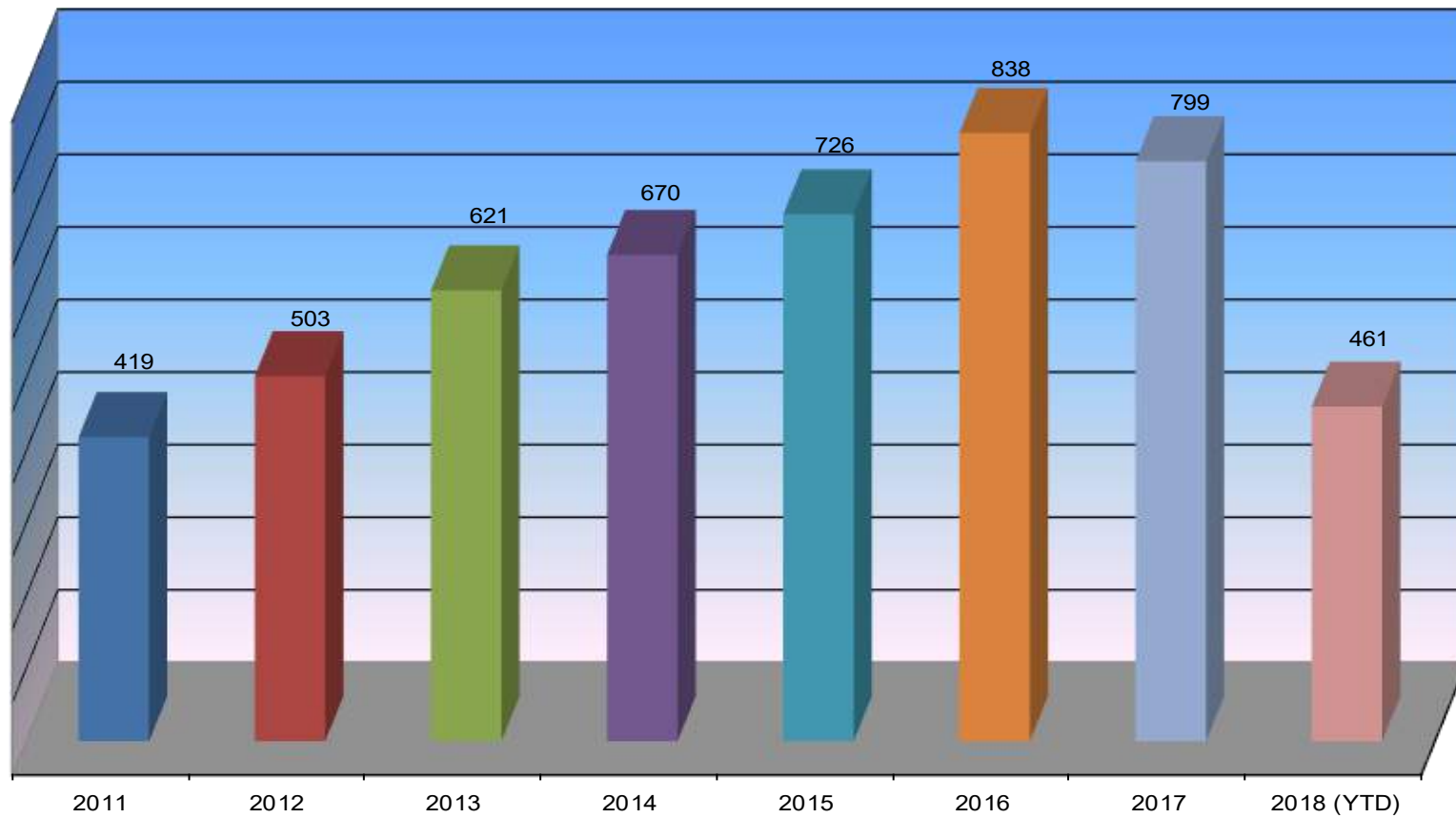


Walla Walla Valley Single Family Residential Homes Average Sales Price





Walla Walla Valley Single Family Residential Homes Number of Sales



(509) 525-2151 Windermere Real Estate/Walla Walla

Data is from source deemed reliable, but is not warranted by WWAR members. All information compiled from MLS

